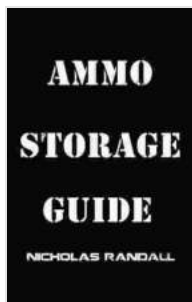


18 Lessons On How To Properly Stockpile Ammunition For Survival And Disasters

: The Importance of Ammunition Stockpiling

In times of crisis, having a reliable supply of ammunition can make all the difference. Whether you're facing a natural disaster, a civil unrest, or a societal collapse, the ability to defend yourself and your loved ones is paramount. Stockpiling ammunition is a crucial aspect of survival preparation, providing you with peace of mind and the means to protect what matters most.



Ammo Storage Guide: 18 Lessons On How To Properly Stockpile Ammunition For Survival and Disasters

by Kore Yamazaki

★★★★☆ 4.4 out of 5

Language : English

File size : 91 KB

Text-to-Speech : Enabled

Screen Reader : Supported

Enhanced typesetting: Enabled

Print length : 17 pages

Lending : Enabled



Lesson 1: Determine Your Needs

The first step in stockpiling ammunition is determining your needs. Consider the types of firearms you own, the amount of ammunition you would require for self-defense and hunting, and the duration of time you

may need to sustain yourself. A good rule of thumb is to have at least 500 rounds for each firearm, and a minimum of 1,000 rounds for long-term survival situations.

Lesson 2: Choose the Right Ammunition

Not all ammunition is created equal. Choose ammunition that is appropriate for your firearms and intended purpose. For self-defense, hollow-point bullets are a good choice, while full-metal jacket bullets are better suited for hunting and target shooting. Make sure to select ammunition that is compatible with your firearm's caliber and barrel length.

Lesson 3: Proper Storage Techniques

Store ammunition in a cool, dry location, away from direct sunlight and moisture. Extreme temperatures can damage ammunition, affecting its performance and safety. Use airtight containers or military-grade ammo cans to keep ammunition protected from the elements and prevent corrosion.

Lesson 4: Optimal Accessibility

While long-term storage is important, you may also need to access ammunition quickly in an emergency. Keep a small supply of ready-to-use ammunition in a convenient location, but out of reach of children and unauthorized individuals.

Lesson 5: Inventory and Rotation

Regularly inspect your ammunition stockpile and rotate it to ensure freshness. Replace any damaged or outdated ammunition promptly. Keep

a record of the amount and types of ammunition you have, and monitor your usage to maintain adequate levels.

Lesson 6: Legal Considerations

Check local and federal laws regarding ammunition storage and possession. Some jurisdictions may have restrictions on the amount of ammunition you can legally stockpile. Familiarize yourself with the regulations and comply accordingly to avoid legal issues.

Lesson 7: Concealing Your Stockpile

Security is crucial when stockpiling ammunition. Consider concealing your stockpile in multiple locations, rather than keeping it all in one place. Use hidden compartments, safes, or underground storage to prevent theft or unauthorized access.

Lesson 8: Skill Development and Training

Storing ammunition is only one aspect of preparedness. Develop your proficiency in firearm use, marksmanship, and self-defense techniques. Regular training and practice are essential for effective use of ammunition in critical situations.

Lesson 9: Alternate Sources of Ammunition

In times of crisis, traditional sources of ammunition may be difficult to obtain. Explore alternative sources, such as reloading equipment or purchasing ammunition directly from manufacturers. Learn how to identify and collect spent brass for potential reloading.

Lesson 10: Bartering and Trading

In a post-disaster scenario, ammunition may become a valuable commodity. Consider the potential for bartering and trading ammunition for other essential supplies or services.

Lesson 11: Disaster Preparedness and Planning

Create a comprehensive disaster preparedness plan that includes evacuation routes, safe havens, and communication strategies. Determine how you will access and use ammunition in different emergency situations.

Lesson 12: Ammunition as a Deterrent

The mere presence of ammunition can act as a deterrent to potential threats. Displaying firearms and ammunition strategically can send a message of preparedness and discourage unwanted confrontations.

Lesson 13: Responsible Ownership

With great power comes great responsibility. As a stockpile owner, you must exercise responsible ownership. Only use ammunition for legitimate purposes, such as self-defense, hunting, or target shooting. Respect the rights and safety of others.

Lesson 14: Maintaining Mental Preparedness

Ammunition stockpiling should not be driven by fear or paranoia. Instead, approach it with a mindset of preparedness and self-reliance. Maintain a positive and rational outlook, understanding the importance of ammunition while avoiding excessive anxiety.

Lesson 15: Sharing Knowledge

Share your knowledge and experience with others. Encourage family, friends, and community members to prepare for potential emergencies, including stockpiling essential items such as ammunition.

Lesson 16: Ethical Considerations

Use ammunition responsibly and ethically. Avoid using it against unarmed individuals or for malicious purposes. Recognize that ammunition can be a source of harm, and handle it with the utmost caution.

Lesson 17: Long-Term Sustainability

In extended survival situations, it may become necessary to consider alternative methods of ammunition acquisition. Learn about hand-loading and the production of homemade projectiles as a potential means of replenishing your stockpile.

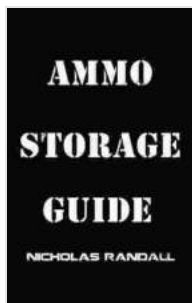
Lesson 18: Continuous Learning and Adaptation

The landscape of preparedness is constantly evolving. Stay informed about new advancements in ammunition technology, storage techniques, and legal regulations. Adapt your stockpile and preparedness strategies based on evolving knowledge and circumstances.

: The Power of Proper Stockpiling

Stockpiling ammunition is an essential component of survival preparation. By following the lessons outlined in this article, you can create a safe and secure stockpile that will provide you with the necessary means to protect yourself and your loved ones in times of crisis. Remember, proper stockpiling is not about fear, but about empowerment and peace of mind.

Embrace the lessons, prepare wisely, and ensure you have the necessary tools to navigate any unforeseen challenges that may come your way.



Ammo Storage Guide: 18 Lessons On How To Properly Stockpile Ammunition For Survival and Disasters

by Kore Yamazaki

★★★★☆ 4.4 out of 5

Language : English

File size : 91 KB

Text-to-Speech : Enabled

Screen Reader : Supported

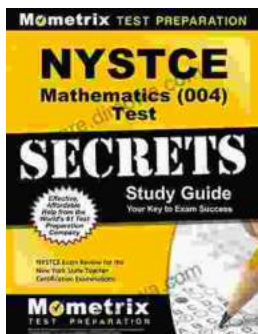
Enhanced typesetting : Enabled

Print length : 17 pages

Lending : Enabled


FREE

DOWNLOAD E-BOOK



Unlock Your Teaching Dreams with Nystce Mathematics 004 Test Secrets Study Guide

Elevate Your Preparation and Attain Exceptional Results Embark on an enriching journey towards your teaching certification with the indispensable Nystce...



Unlock Your Mtel Music 16 Certification: A Comprehensive Study Guide to Boost Your Success

: Embark on the Path to Musical Mastery Prepare yourself to soar to new heights in the field of music education with our comprehensive Mtel Music 16...